



# Filter Advantage 201 A

## Technical Datasheet

Description			
Name	Advantage 201 A		
Part Number	430371		
Marking according to EN	A2		
Conditions of use	• organic gases and vapors with a boiling point > 65° C		
Colour code	brown		
Characteristics			
Weight (g)	85 - 90		
Diameter (mm)	103 x 78		
Height incl. thread (mm)	39		
Connection	gas filter with bayonet for paired use		
Breathing Resistance			
		EN 14387 requirements	Typical values
	at 15 l/min *	max. 140 Pa	40 - 50 Pa
	at 47,5 l/min *	max. 560 Pa	170 - 195 Pa
Concentration of Testing Gases			
Class 2	5000 ppm (0,5 Vol.-%)		
Performances			
Filter type and class	Gases of reference	EN 14387 requirements	Typical values
A2	Cyclohexane (C6H12)	35 min	50 min
Material			
Housing	plastics		
Cover (particle filter)	plastics		
Filtering material	unimpregnated activated carbon		
Details/Special Information			
Storage conditions & time	Factory sealed	- 5 °C to + 50°C, < 90 % r. h.	5,0 years
* Note: Test flow condition of EN 14387	When one filter of a multiple filter device is tested separately, the air flow specified for a test shall be divided by the number of filters through which the air flow is proportioned. 30 l/min : 2 filters = 15 l/min per filter 95 l/min : 2 filters = 47,5 l/min per filter The applicable performance requirements must be carried out at halved volume flow.		


# Filter Advantage 202 A-P3

## Technical Datasheet

Description			
Name	Advantage 202 A-P3		
Part Number	430372		
Marking according to EN	A2 P3 R		
Conditions of use	<ul style="list-style-type: none"> <li>organic gases and vapors with a boiling point &gt; 65° C</li> <li>against non-volatile liquid and solid particles</li> </ul>		
Colour code	<div style="background-color: #8B4513; color: white; padding: 2px;">brown</div> <div style="background-color: #FFFFFF; color: black; padding: 2px;">white</div>		
Characteristics			
Weight (g)	102		
Diameter (mm)	103 x 78		
Height incl. thread (mm)	54		
Connection	combination filter with bayonet for paired use		
Breathing Resistance			
		EN 14387 requirements	Typical values
	at 15 l/min *	max. 260 Pa	140 Pa
	at 47,5 l/min *	max. 980 Pa	450 Pa
Concentration of Testing Gases			
Class 2	5000 ppm (0,5 Vol.-%)		
Performances			
Filter type and class	Gases of reference	EN 14387 requirements	Typical values
A2	Cyclohexane (C6H12)	35 min	50 min
Filter type and class	Particles of reference	EN 143 requirements	Typical values
P3	Sodium chloride (NaCl)	max. 0,05%	< 0,009 %
	Paraffin oil	max. 0,05%	< 0,004 %
R	Reusable according EN 143:2000/A1:2006		
D	Dolomite clogging test & marking according to EN 143:2000/A1:2006 and EN 14387		
Material			
Housing	plastics		
Cover (particle filter)	plastics		
Filtering material	fibre glass paper / unimpregnated activated carbon		
Details/Special Information			
Storage conditions & time	Factory sealed	- 5 °C to + 50°C, < 90 % r. h.	5,0 years
* Note: Test flow condition of EN 14387	When one filter of a multiple filter device is tested separately, the air flow specified for a test shall be divided by the number of filters through which the air flow is proportioned. 30 l/min : 2 filters = 15 l/min per filter 95 l/min : 2 filters = 47,5 l/min per filter The applicable performance requirements must be carried out at halved volume flow.		


# Filter Advantage 201 ABEK

## Technical Datasheet

Description							
Name	Advantage 201 ABEK						
Part Number	430373						
Marking according to EN	A2 B2 E1 K1						
Conditions of use	<ul style="list-style-type: none"> <li>organic gases and vapors with a boiling point &gt; 65° C</li> <li>inorganic gases and vapors, e.g. chlorine, hydrogen sulfide, hydrogen cyanide</li> <li>sulfur dioxide, hydrogen chloride and other acid gases</li> <li>ammonia and organic ammonia derivatives</li> </ul>						
Colour code	<table border="1"> <tr><td>brown</td></tr> <tr><td>grey</td></tr> <tr><td>yellow</td></tr> <tr><td>green</td></tr> </table>			brown	grey	yellow	green
brown							
grey							
yellow							
green							
Characteristics							
Weight (g)	130-140						
Diameter (mm)	103 x 78						
Height incl. thread (mm)	45						
Connection	gas filter with bayonet for paired use						
Breathing Resistance							
		EN 14387 requirements	Typical values				
	at 15 l/min *	max. 140 Pa	85 Pa				
	at 47,5 l/min *	max. 560 Pa	300 Pa				
Concentration of Testing Gases							
Class 1	1000 ppm (0,1 Vol.-%)						
Class 2	5000 ppm (0,5 Vol.-%)						
Performances							
Filter type and class	Gases of reference	EN 14387 requirements	Typical values				
A2	Cyclohexane (C6H12)	35 min	40-50 min				
B2	Chlorine (Cl2)	20 min	30-40 min				
	Hydrogen sulfide (H2S)	40 min	> 80 min				
	Hydrocyanic acid (HCN)	25 min	40-70 min				
E1	Sulfur dioxide (SO2)	20 min	>70 min				
K1	Ammonia (NH3)	50 min	>100 min				
Material							
Housing	plastics						
Cover (particle filter)	plastics						
Filtering material	impregnated activated carbon						
Details/Special Information							
Storage conditions & time	Factory sealed	- 5 °C to + 50°C, < 90 % r. h.	5,0 years				
* Note: Test flow condition of EN 14387	When one filter of a multiple filter device is tested separately, the air flow specified for a test shall be divided by the number of filters through which the air flow is proportioned. 30 l/min : 2 filters = 15 l/min per filter 95 l/min : 2 filters = 47,5 l/min per filter The applicable performance requirements must be carried out at halved volume flow.						


# Filter Advantage 202 ABEK - P3

## Technical Datasheet

Description					
Name	Advantage 202 ABEK - P3				
Part Number	430374				
Marking according to EN	A2 B2 E1 K1 P3 R				
Conditions of use	<ul style="list-style-type: none"> <li>organic gases and vapors with a boiling point &gt; 65° C</li> <li>inorganic gases and vapors, e.g. chlorine, hydrogen sulfide, hydrogen cyanide</li> <li>sulfur dioxide, hydrogen chloride and other acid gases</li> <li>ammonia and organic ammonia derivatives</li> <li>against non-volatile liquid and solid particles</li> </ul>				
Colour code	brown				
	grey				
	yellow				
	green				
white					
Characteristics					
Weight (g)	150				
Diameter (mm)	103 x 78				
Height incl. thread (mm)	60				
Connection	combination filter with bayonet for paired use				
Breathing Resistance					
		EN 14387 requirements	Typical values		
	at 15 l/min *	max. 260 Pa	150 Pa		
	at 47,5 l/min *	max. 980 Pa	530 Pa		
Concentration of Testing Gases					
Class 1	1000 ppm (0,1 Vol.-%)				
Class 2	5000 ppm (0,5 Vol.-%)				
Performances					
Filter type and class	Gases of reference	EN 14387 requirements	Typical values		
A2	Cyclohexane (C6H12)	35 min	40-50 min		
	Chlorine (Cl2)	20 min	30-40 min		
B2	Hydrogen sulfide (H2S)	40 min	>80 min		
	Hydrocyanic acid (HCN)	25 min	40-70 min		
E1	Sulfur dioxide (SO2)	20 min	>70 min		
K1	Ammonia (NH3)	50 min	>100 min		
Filter type and class	Particles of reference	EN 143 requirements	Typical values		
P3	Sodium chloride (NaCl)	max. 0,05%	< 0,009%		
	Paraffin oil	max. 0,05%	< 0,004%		
R	Reusable according EN 143:2000/A1:2006				
D	Dolomite clogging test & marking according to EN 143:2000/A1:2006 and EN 14387				
Material					
Housing	plastics				
Cover (particle filter)	plastics				
Filtering material	fiber glass paper / impregnated activated carbon				
Details/Special Information					
Storage conditions & time	Factory sealed	- 5 °C to + 50°C, < 90 % r. h.	5,0 years		
* Note: Test flow condition of EN 14387	When one filter of a multiple filter device is tested separately, the air flow specified for a test shall be divided by the number of filters through which the air flow is proportioned. 30 l/min : 2 filters = 15 l/min per filter 95 l/min : 2 filters = 47,5 l/min per filter The applicable performance requirements must be carried out at halved volume flow.				


# Filter Advantage 200 P3

## Technical Datasheet

Description			
Name	Advantage 200 P3		
Part Number	430375		
Marking according to EN	P3 R		
Conditions of use	<ul style="list-style-type: none"> <li>against non-volatile liquid and solid particles</li> </ul>		
Colour code	white		
Characteristics			
Weight (g)	23		
Diameter (mm)	69		
Height incl. thread (mm)	27		
Connection	particle filter with bayonet for paired use		
Breathing Resistance			
		EN 14387 requirements	Typical values
	at 15 l/min *	max.120 Pa	60 - 70 Pa
	at 47,5 l/min *	max.420 Pa	190 - 220 Pa
Concentration of Testing Gases			
Performances			
Filter type and class	Gases of reference	EN 14387 requirements	Typical values
P3	Sodium chloride (NaCl)	max. 0,05%	< 0,009 %
	Paraffin oil	max. 0,05%	< 0,004 %
R	Reusable according EN 143:2000/A1:2006		
D	Dolomite clogging test & marking according to EN 143:2000/A1:2006 and EN 14387		
Clogging	At a concentration of 400+100 mg / m <sup>2</sup> dolomite dust is loaded until the product of dust concentration and duration is 263 mg x h / m <sup>2</sup> . (loading value)		
Requirements:	The particle filter is not allowed to exceed the pressure difference of 700 Pa after the loading. (test flow rate 47,5 l/min)		
Filter typical values:	< 300 Pa		
Material			
Housing	plastics		
Cover (particle filter)	plastics		
Filtering material	fiber glass paper		
Details/Special Information			
Storage conditions & time	Factory sealed	- 5 °C to + 50°C, < 90 % r. h.	10 years
* Note: Test flow condition of EN 14387	When one filter of a multiple filter device is tested separately, the air flow specified for a test shall be divided by the number of filters through which the air flow is proportioned. 30 l/min : 2 filters = 15 l/min per filter 95 l/min : 2 filters = 47,5 l/min per filter The applicable performance requirements must be carried out at halved volume flow.		


# Filter Advantage 201 K

## Technical Datasheet

Description			
Name	Advantage 201 K		
Part Number	10107163		
Marking according to EN	K2		
Conditions of use	• ammonia and organic ammonia derivatives		
Colour code	green		
Characteristics			
Weight (g)	110		
Diameter (mm)	103 x 78		
Height incl. thread (mm)	38		
Connection	gas filter with bayonet for paired use		
Breathing Resistance			
		EN 14387 requirements	Typical values
	at 15 l/min *	max. 140 Pa	40 Pa
	at 47,5 l/min *	max. 560 Pa	180 Pa
Concentration of Testing Gases			
Class 2	5000 ppm (0,5 Vol.-%)		
Performances			
Filter type and class	Gases of reference	EN 14387 requirements	Typical values
K2	Ammonia (NH <sub>3</sub> )	40 min	50 min
Material			
Housing	plastics		
Cover (particle filter)	plastics		
Filtering material	impregnated activated carbon		
Details/Special Information			
Storage conditions & time	Factory sealed	- 5 °C to + 50°C, < 90 % r. h.	5,0 years
* Note: Test flow condition of EN 14387	When one filter of a multiple filter device is tested separately, the air flow specified for a test shall be divided by the number of filters through which the air flow is proportioned. 30 l/min : 2 filters = 15 l/min per filter 95 l/min : 2 filters = 47,5 l/min per filter The applicable performance requirements must be carried out at halved volume flow.		


# Filter Advantage 201 K - P3

## Technical Datasheet

Description				
Name	Advantage 202 K - P3			
Part Number	10107165			
Marking according to EN	K2 P3 R			
Conditions of use	<ul style="list-style-type: none"> <li>• ammonia and organic ammonia derivatives</li> <li>• against non-volatile liquid and solid particles</li> </ul>			
Colour code	green			
	white			
Characteristics				
Weight (g)	125			
Diameter (mm)	103 x 78			
Height incl. thread (mm)	54			
Connection	combination filter with bayonet for paired use			
Breathing Resistance				
		EN 14387 requirements	Typical values	
	at 15 l/min *	max. 260 Pa	115 Pa	
	at 47,5 l/min *	max. 980 Pa	440 Pa	
Concentration of Testing Gases				
Class 2	5000 ppm (0,5 Vol.-%)			
Performances				
Filter type and class	Gases of reference	EN 14387 requirements	Typical values	
K2	Ammonia (NH <sub>3</sub> )	40 min	50 min	
Filter type and class	Particles of reference	EN 143 requirements	Typical values	
P3	Sodium chloride (NaCl)	max. 0,05%	< 0,009%	
	Paraffin oil	max. 0,05%	< 0,004%	
R	Reusable according EN 143:2000/A1:2006			
D	Dolomite clogging test & marking according to EN 143:2000/A1:2006 and EN 14387			
Material				
Housing	plastics			
Cover (particle filter)	plastics			
Filtering material	fibre glass paper / impregnated activated carbon			
Details/Special Information				
Storage conditions & time	Factory sealed	- 5 °C to + 50°C, < 90 % r. h.	5,0 years	
* Note: Test flow condition of EN 14387	When one filter of a multiple filter device is tested separately, the air flow specified for a test shall be divided by the number of filters through which the air flow is proportioned. 30 l/min : 2 filters = 15 l/min per filter 95 l/min : 2 filters = 47,5 l/min per filter The applicable performance requirements must be carried out at halved volume flow.			

# Filter Advantage 201 ABE


## Technical Datasheet

Description				
Name	Advantage 201 ABE			
Part Number	10144827			
Marking according to EN	A1B1E1			
Conditions of use	<ul style="list-style-type: none"> <li>• organic gases and vapors with a boiling point &gt; 65° C</li> <li>• inorganic gases and vapors, e.g. chlorine, hydrogen sulfide, hydrogen cyanide</li> <li>• sulfur dioxide, hydrogen chloride and other acid gases</li> </ul>			
Colour code	brown			
	grey			
	yellow			
Characteristics				
Weight (g)	92			
Diameter (mm)	103 x 78			
Height incl. thread (mm)	38			
Connection	gas filter with bayonet for paired use			
Breathing Resistance				
		EN 14387 requirements	Typical values	
	at 15 l/min *	max. 100 Pa	40 Pa	
	at 47,5 l/min *	max. 400 Pa	170 Pa	
Concentration of Testing Gases				
Class 1	1000 ppm (0,1 Vol.-%)			
Performances				
Filter type and class	Gases of reference	EN 14387 requirements	Typical values	
A1	Cyclohexane (C6H12)	70 min	> 150 min	
B1	Chlorine (Cl2)	20 min	> 50 min	
	Hydrogen sulfide (H2S)	40 min	> 150 min	
	Hydrocyanic acid (HCN)	25 min	> 70 min	
E1	Sulfur dioxide (SO2)	20 min	> 50 min	
Material				
Housing	plastics			
Cover (particle filter)	plastics			
Filtering material	impregnated activated carbon			
Details/Special Information				
Storage conditions & time	Factory sealed	- 5 °C to + 50°C, < 90 % r. h.	5,0 years	
* Note: Test flow condition of EN 14387	When one filter of a multiple filter device is tested separately, the air flow specified for a test shall be divided by the number of filters through which the air flow is proportioned. 30 l/min : 2 filters = 15 l/min per filter 95 l/min : 2 filters = 47,5 l/min per filter The applicable performance requirements must be carried out at halved volume flow.			



# Filter Advantage 201 ABE - P3

## Technical Datasheet

Description			
Name	Advantage 202 ABE-P3		
Part Number	10144828		
Marking according to EN	A1B1E1 P3 R		
Conditions of use	<ul style="list-style-type: none"> <li>organic gases and vapors with a boiling point &gt; 65° C</li> <li>inorganic gases and vapors, e.g. chlorine, hydrogen sulfide, hydrogen cyanide</li> <li>sulfur dioxide, hydrogen chloride and other acid gases</li> <li>against non-volatile liquid and solid particles</li> </ul>		
Colour code	brown		
	grey		
	yellow		
	white		
Characteristics			
Weight (g)	108		
Diameter (mm)	103 x 78		
Height incl. thread (mm)	54		
Connection	combination filter with bayonet for paired use		
Breathing Resistance			
		EN 14387 requirements	Typical values
	at 15 l/min *	max. 220 Pa	108 Pa
	at 47,5 l/min *	max. 820 Pa	400 Pa
Concentration of Testing Gases			
Class 1	1000 ppm (0,1 Vol.-%)		
Performances			
Filter type and class	Gases of reference	EN 14387 requirements	Typical values
A1	Cyclohexane (C6H12)	70 min	> 150 min
B1	Chlorine (Cl2)	20 min	> 50 min
	Hydrogen sulfide (H2S)	40 min	> 150 min
	Hydrocyanic acid (HCN)	25 min	> 70 min
E1	Sulfur dioxide (SO2)	20 min	> 50 min
Filter type and class	Particles of reference	EN 143 requirements	Typical values
P3	Sodium chloride (NaCl)	max. 0,05%	< 0,009%
	Paraffin oil	max. 0,05%	< 0,004%
R	Reusable according to EN 143:2000/A1:2006		
D	Dolomite clogging test & marking according to EN 143:2000/A1:2006 and EN 14387		
Material			
Housing	plastics		
Cover (particle filter)	plastics		
Filtering material	impregnated activated carbon		
Details/Special Information			
Storage conditions & time	Factory sealed	- 5 °C to + 50°C, < 90 % r. h.	5,0 years
* Note: Test flow condition of EN 14387	When one filter of a multiple filter device is tested separately, the air flow specified for a test shall be divided by the number of filters through which the air flow is proportioned. 30 l/min : 2 filters = 15 l/min per filter 95 l/min : 2 filters = 47,5 l/min per filter The applicable performance requirements must be carried out at halved volume flow.		